

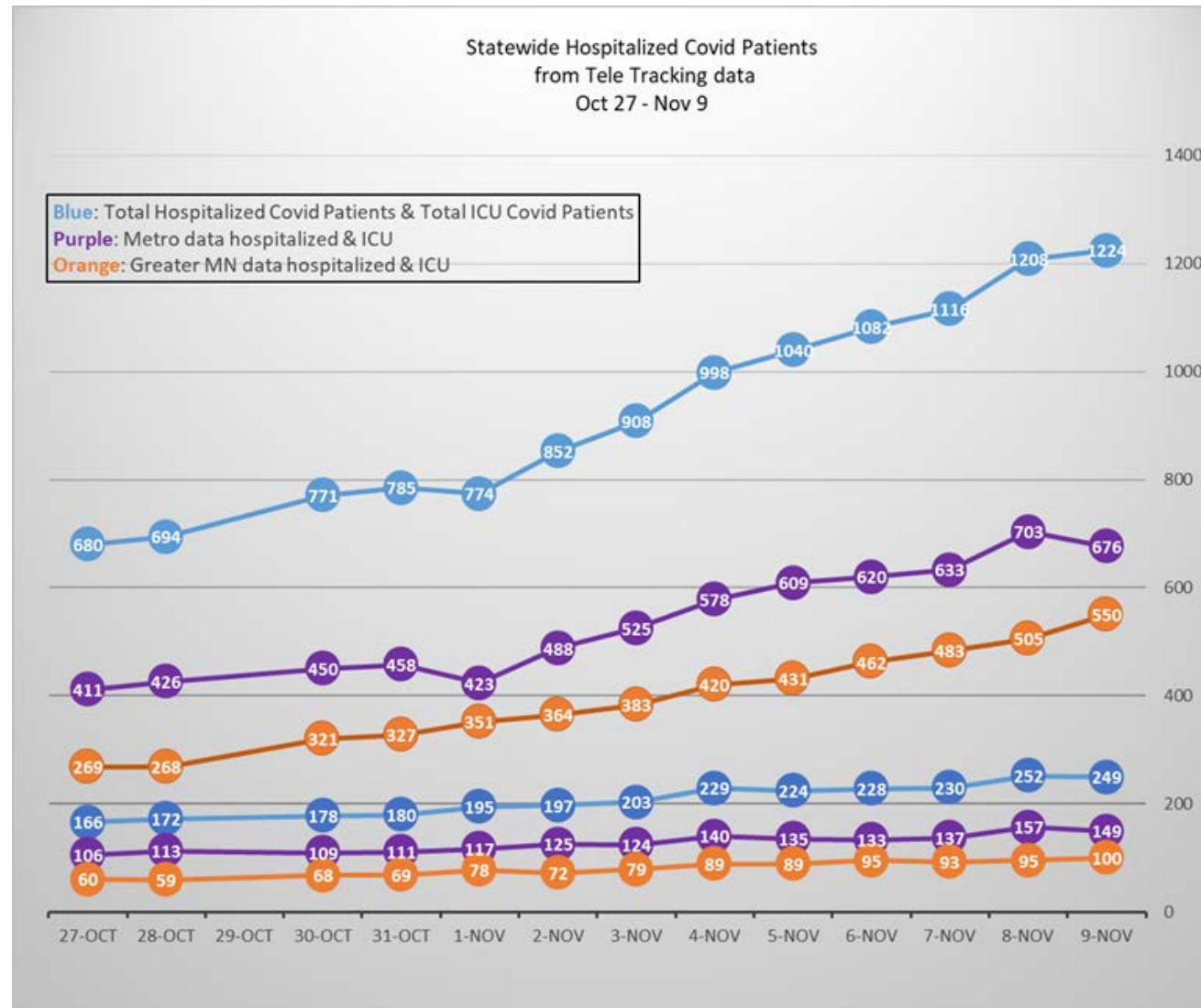


State Healthcare Coordination Center (SHCC)

Critical Care Coordination Center (C4)

Nov 10, 2020
Dr Karyn Baum
Helen Strike

COVID+ Patients in beds in Mn 11/9/2020



HHS Bed Tracking

Covid patients 18 are categorized as pediatric.

Type	% Covid in use	11/3 Occupied	11/3 Covid Pt	11/4 Occupied	11/4 Covid Pt	11/5 Occupied	11/5 Covid Pt	11/6 Occupied	11/6 Covid Pt	11/7 Occupied	11/7 Covid Pt	11/8 Occupied	11/8 Covid Pt	11/9 Occupied	11/9 Covid Pt
Hospital Beds	15.95%	7986	908	8438	998	8265	1040	8237	1082	7816	1116	7979	1208	7673	1224
ICU Beds	33.65%	1140	203	1166	229	1140	224	1111	228	1087	230	1131	252	740	249
Vents	29.03%	500	117	498	122	501	116	479	122	490	136	510	136	465	135

Greater MN Capacity taken from Tele Tracking

Type	% Covid in use	11/3 Grt Occupied	11/3 Grt Covid Pt	11/4 Grt Occupied	11/4 Grt Covid Pt	11/5 Grt Occupied	11/5 Grt Covid Pt	11/6 Grt Occupied	11/6 Grt Covid Pt	11/7 Grt Occupied	11/7 Grt Covid Pt	11/8 Grt Occupied	11/8 Grt Covid Pt	11/9 Grt Occupied	11/9 Grt Covid Pt
Hospital Beds	17.91%	3267	383	3482	420	3341	431	3277	462	3152	483	3025	505	3071	550
ICU Beds	28.82%	399	79	414	89	406	89	391	95	378	93	363	95	347	100
Vents	38.53%	139	43	130	44	138	38	131	37	129	40	117	41	109	42

.....

Statewide Hospitalized Covid Data taken from Tele Tracking On November 9, in MN, there were 7673 people hospitalized and 740 of them in the ICU and 465 on vents. Of those in **the hospital 1224 were Covid patients and 249 of those were in ICU and 135 of them on vents.** This means that **15.95 % of the Hospitalized have Covid and 33.658% of the ICU capacity is from Covid patient.** Of the 1224 total Covid patients 18 are categorized as pediatric.

State Healthcare Coordination Center

- The SHCC is a MDH and MHA supported entity that is part of the State Emergency Operation Center (SEOC) and is responsible for:
 - **Long Term Care** support – testing, urgent staffing and PPE distribution and training
 - **Auxiliary Care Site and Fatality Management System** – with national guard have prepared a recently vacate Long Term care site for med surg level of care should it be needed as well as a former produce storage facility for fatality management
 - **PPE Distribution** by request to long term or acute care through SEOC and national guard
 - **Critical Care Coordination Center (C4)**

SHCC Critical Care Coordination Center (C4)

Goal:

- To create and enhance visibility and coordination for patient placement from ED to ICU or ICU to ICU to available staffed ICU beds with ventilators if necessary across Minnesota during the COVID-19 surge with:
 - 24/7 connection to a team who can coordinate and assist with information and resources for bed placement, transportation and critical care conversations
 - Use MnTrac - available technology to provide visibility for decision making including recent patient status R/Y/G
 - Assist to optimize health system teams, structures and systems in working with C4

What does the Critical Care Coordination Center do

- Provides Visibility to available staffed ICU beds and ventilators to C4 with MnTrac, HHS submissions and C4 ICU bed huddle
- Process defined for potential patient movement between hospitals with staffed ICU beds
- If normal operations do not result in finding a bed:
 - Assistance with connection to sites with available staffed ICU Beds
 - Coordination to assist with load leveling and balancing of available state critical care resources by geographic region
 - Access to Critical Care EMS resources for transportation
 - Provide access to critical care consultation if resources not immediately available

Who is the C4?

- In July 2020 the state of Minnesota contracted with MHealth Fairview and their system operations center to “run” the C4
- They operate as an entity of the MDH in a contract extension state administered for the Regional Ebola Assessment and Treatment Center designation that MHealth Holds with the CDC and received federal funding for.
- Dr Karyn Baum and Mary Jo Huppert are the VPs accountable for the SOC and the C4. there is 24/7 hospitalist support
- The C4 Oversight and Policy group with members from MHA (Fairview, Allina, North, Northfield and Centracare) the SHCC and the MDH meet weekly to review calls, see data discuss the current and future state and provide collaborative direction
- The C4 runs ICU capacity calls at minimum 1x per week but can be 7 days per week if needed based on crisis standards of care
- Access to Intensivists from many of the large health systems to provide consultation and type of bed needed for hospitals in greater Minnesota without access to those services through the Critical Care Physicians workgroup (SHCC)

How do I call C4 when I need an ICU bed?

- If you are part of a system – determine your internal system for calling C4 – at Allina we call our access center and they will call C4 for us. Your system may decide that you should call directly
- If you are not part of a system and need an ICU bed and know there are no available beds using your usual system call the C4 directly
- Please call this number **C4 - 24/7 at 651-201-5615**

Example of C4 Call data

I don't really want to put yesterdays in!!

CONDITIONS: Site/System	Available # ICU beds for ED or for a transfer 12 hours	Total # ICU patients	Total # Vented ICU patients	Total # ICU staffed beds	#Covid +/PUIs in ICU beds	#Covid+/PUIs on Vents	Are next level need to do surgeries impactin	ED patients waiting for ICU admission	Number of 24 hr beds in use	Time Sensitive Procedures (Y/N)	NEEDS: Comments	ACTION: Plan
Allina - Access Center	5	101	41	110	21	11	3	1	0	N		
HealthPartners	3	60	28	63	14	8	3	0	0	N		
M Health Fairview	0	123	77	129	49	27	9	0	0	N	No assistance from C4 at this time	
M Health Fairview PEDs	1	15	12	17	0	0	0	0	0	N		
Mayo	6				9	3				N		
HCMC	0	41	21	43	6	4	1	1	0	N	No assistance from C4 at this time	
North Memorial	2	86	18	92	16	6	0	0	0	N		
Centracare	0	45	26	45	26	16	3	0	0	N	No assistance from C4 at this time	
Childrens	4	30	4	34	1	0	2	0	0	N	No assistance from C4 at this time	
Gillette	2	1	0	3	0	0	0	0	0	N		
Avera	2	32	19	37	17	10	0	1	0	N	2 beds are in Marshall	
Essentia - Adults	4	55	17	63	15	7	0	0	0	N	4 beds are in Brainerd and Fargo	
St Luke's	2	18	6	20	2	0	0	1	0	N		
Sanford (Sioux Falls & Worthington)	1	49	20	53	16	10	2	0	24	N	24 are Med/Surg beds; no	
Sanford North (Fargo, Bemidji)	6	114	47	120	35	16	1	0	30	N	30 are Med/Surg beds; no	
Totals	38	770	336	829	227	118	24	4	54	0		

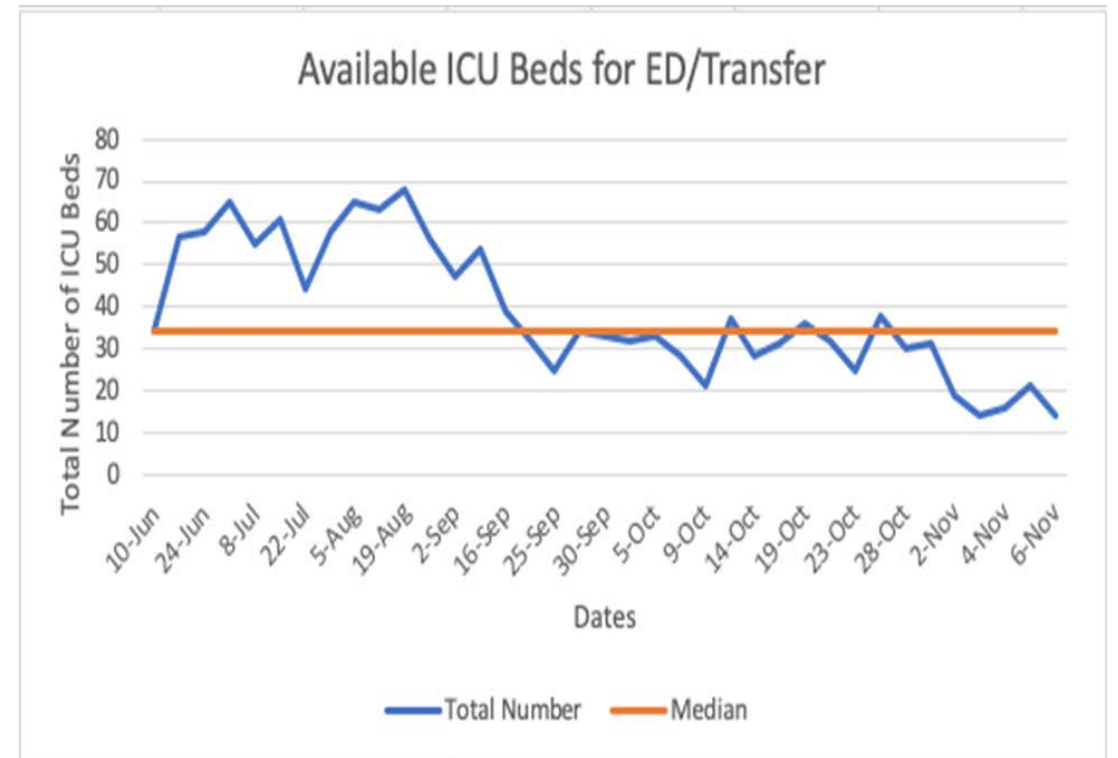
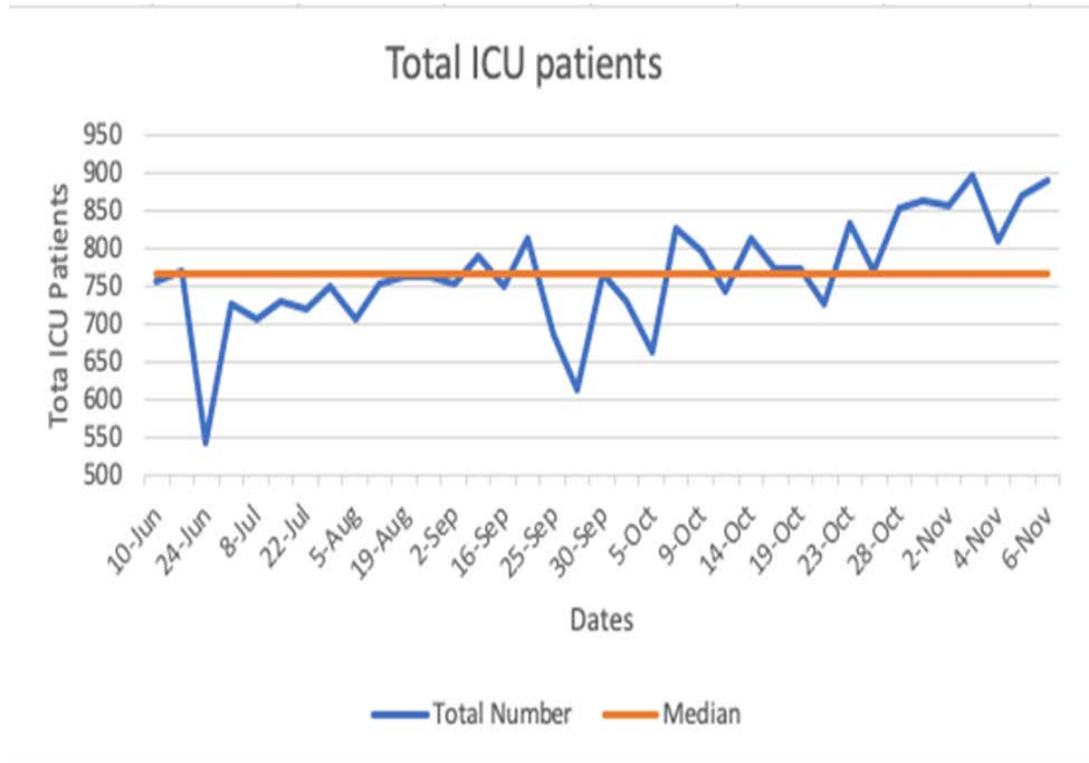
COVIDPUIs : Total ICU patient 29%

Comments:

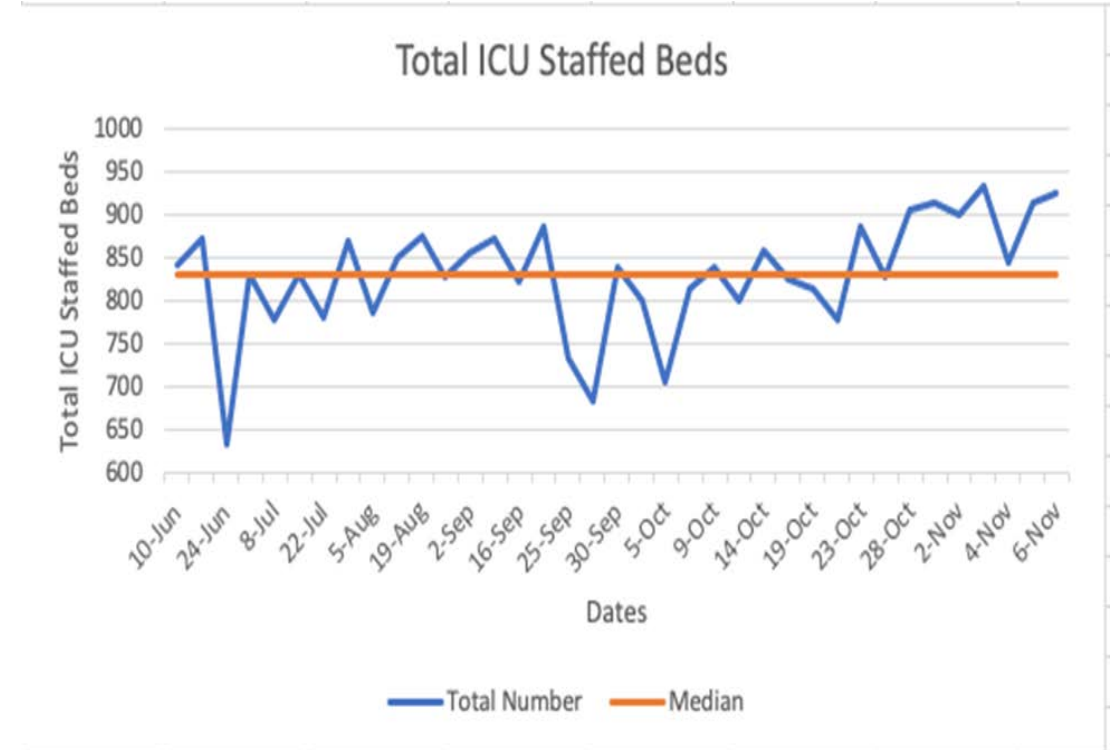
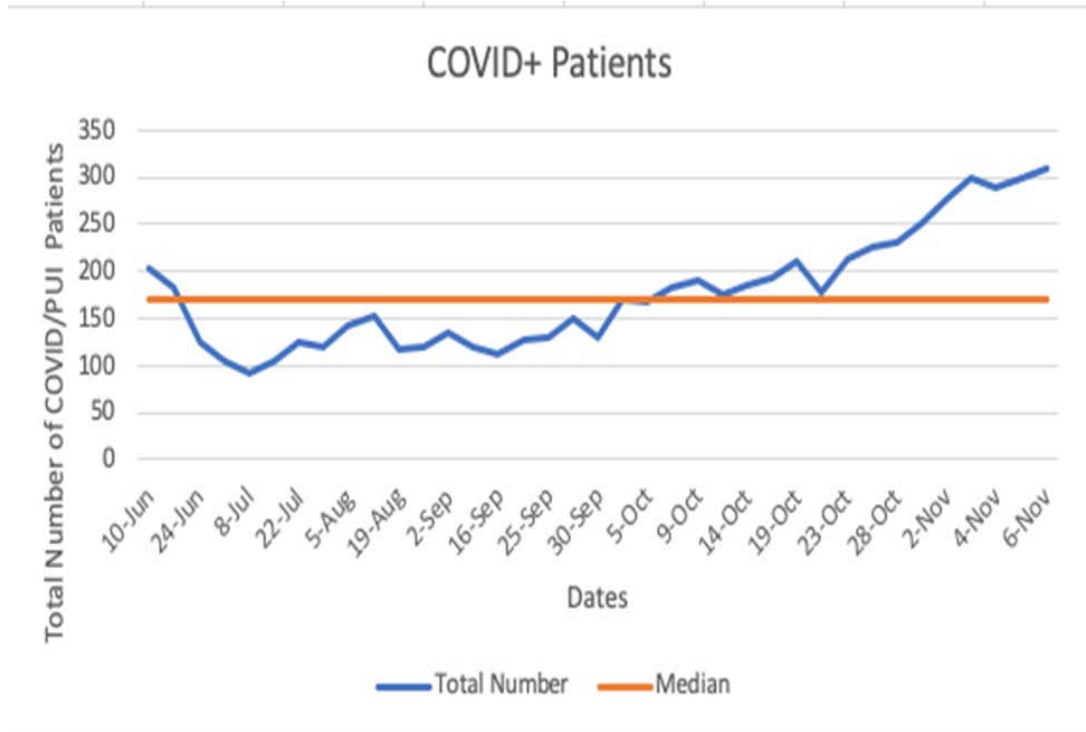
Facilitator: Adam Shadiow

For systems pausing time sensitive procedures: operational vs. surge beds, location of where beds are coming from, repurposed for C4 received 12 C4 calls since Fri; 1 in the last 24 hrs. All patients were successful Correct calendar series invite: M,W,F call is coming

C4 data June 10 – Nov 6 2020



C4 Data June 10 – Nov 6 2020



Month	Total Number of Calls	Total Number of Calls Related to Patient Placement*	Abandon Rate**	Service Level***
August	4	4 (0.13/day)	0%	100%
September	19	16 (0.53/day)	0%	93%
October	101	64 (2.1/day)	3%	87%
November 1-2	29	22 (11/day)	Unavailable	Unavailable

*Some calls were for general questions about how C4 works, who can call, and expectations rather than patient placement.

**Number of calls where the caller hung up

***Calls had to be answered within 30 seconds to meet service standards

Next Steps for C4

- Analytics and transparency
- Support for a State Wide Bed Visibility System
- Considerations for the future - Med Surg Capacity Visibility